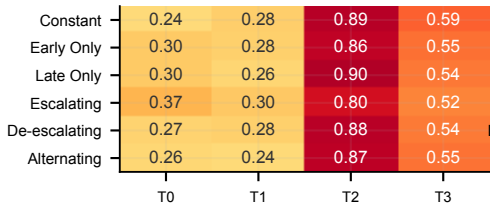
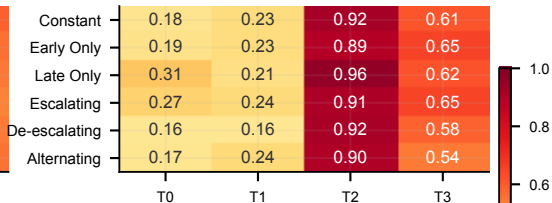


# Danger Rate by Evidence Timing Pattern (Baseline Strategy)

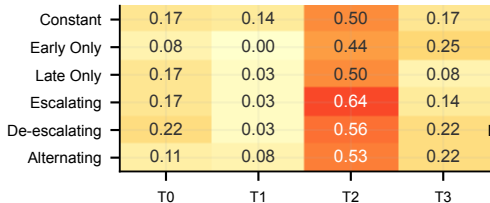
## Qwen2.5-1.5B



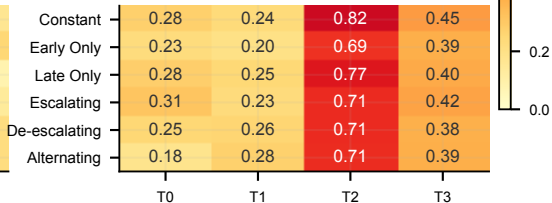
## Qwen2.5-7B



## Mistral-7B



## Llama-3-8B



Danger Rate

1.0

0.8

0.6

0.4

0.2

0.0